

Municipal area

Land use

Total area	20,735 ha
Area	7,677 ha (37 %)
of which	
Residential area	3,848 ha (19 %)
Industrial and commercial area	1,559 ha (8 %)
Sports, leisure and recreation area	1,276 ha (6 %)
Transportation	3,052 ha (15 %)
Vegetation	9,734 ha (47 %)
of which	
Agriculture	4,712 ha (23 %)
of which vineyards	404 ha (2 %)
Forest	4,877 ha (24 %)
Waters	272 ha (1 %)

Largest expansion

North-South direction	19.4 km
East-West direction	20.4 km

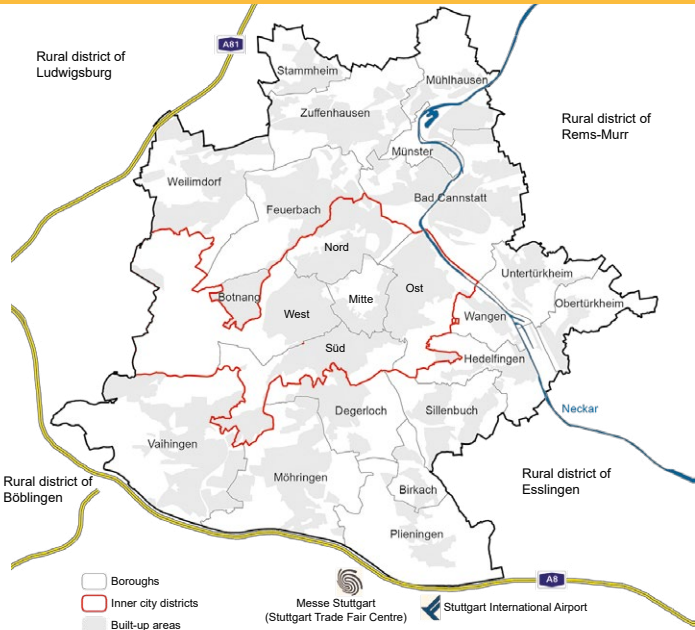
Altitude

Average altitude	260 m above sea level
Lowest point	207 m above sea level
Highest point	549 m above sea level

Tallest building

TV tower (with transmission mast)	217 m
-----------------------------------	-------

Territorial organization (23 boroughs)



Territorial organization (23 boroughs, 152 districts)

Mitte (borough)

(District)
Oberer Schlossgarten
Rathaus
Neue Vorstadt
Universität
Europaviertel
Hauptbahnhof
Kernerviertel
Diemershalde
Dobel
Heusteigviertel

Nord

Relenberg
Lenzhalde
Am Bismarckturm
Killesberg
Weißenhof
Nordbahnhof
Am Pragfriedhof
Am Rosensteinpark
Auf der Prag
Mönchhalde
Heilbronner Straße

Ost

Gänsheide
Uhlandshöhe
Stöckach
Berg
Ostheim
Gaisburg
Gablenberg
Frauenkopf

Süd

Bopser
Lehen
Weinsteige
Karlshöhe
Heslach
Südheim
Kaltental

West

Kräherwald
Hölderlinplatz
Rosenberg
Feuersee
Rotebühl
Vogelsang
Hasenberg
Wildpark
Solitude

Bad Cannstatt

Muckensturm
Schmidener Vorstadt
Espan
Kurpark
Cannstatt-Mitte
Seelberg
Winterhalde

Wasen
Veielbrunnen
Im Geiger
Neckarvorstadt
Pragstraße
Altenburg
Hallschlag
Birkenäcker
Burgholzhof
Sommerrain
Steinhaldenfeld

Birkach

Birkach-Nord
Birkach-Süd
Schönberg

Botnang

Botnang-Nord
Botnang-Ost
Botnang-Süd
Botnang-West

Degerloch

Degerloch
Waldau
Tränke
Haigst
Hoffeld

Feuerbach

Feuerbach-Ost
Siegelberg
Bahnhof Feuerbach
Feuerbach-Mitte
Lemberg/Föhrich
Hohe Warte
Feuerbacher Tal
An der Burg

Hedelfingen

Hedelfingen
Hafen
Lederberg
Rohracker

Möhringen

Möhringen-Nord
Möhringen-Mitte
Wallgraben-Ost
Möhringen-Süd
Möhringen-Ost
Sternhäule
Fasanenhof-Ost
Fasanenhof
Sonnenberg

Mühlhausen

Mühlhausen
Freiberg
Mönchfeld
Hofen
Neugereut

Münster

Münster

Obertürkheim

Obertürkheim
Uhlbach

Plieningen

Plieningen
Chausseefeld
Steckfeld
Asemwald
Hohenheim

Sillenbuch

Sillenbuch
Heumaden
Riedenberg

Stammheim

Stammheim-Süd
Stammheim-Mitte

Untertürkheim

Gehrenwald
Flohberg
Untertürkheim
Benzviertel
Lindenschulviertel
Bruckwiesen
Luginsland
Rotenberg

Vaihingen

Vaihingen-Mitte
Österfeld
Höhenrand
Wallgraben-West
Rosental
Heerstraße
Lauchäcker
Dachswald
Pfaffenwald
Büsнау
Rohr
Dürrlewang

Wangen

Wangen

Weilimdorf

Weilimdorf
Weilimdorf-Nord
Bergheim
Giebel
Hausen
Wolfbusch

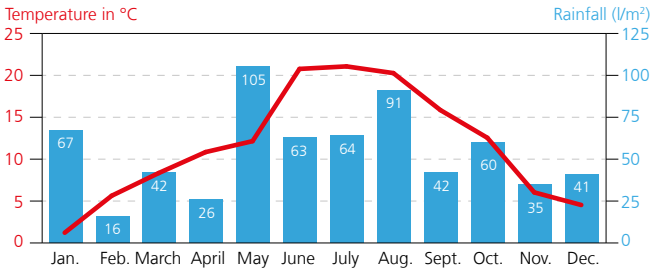
Zuffenhausen

Zuffenh.-Am Stadtpark
Zuffenh.-Schützenbühl
Zuffenh.-Elbelen
Zuffenh.-Frauensteg
Zuffenh.-Mitte
Zuffenh.-Hohenstein
Zuffenh.-Mönchsberg
Zuffenh.-Im Raiser
Neuwirtshaus
Rot
Zazenhausen

Climate

Average temperature 2019	11.6 °C
Sunshine duration 2019	2,039 hours
Frost days 2019	48 days
Rainfall 2019	652 l/m²

Temperatures and rainfall in Stuttgart 2019



Source: German Meteorological Service, weather station Schnarrenberg, own calculations

Population

	2019	2000	1990
Inhabitants ¹ (main residence)	614,599	551,747	568,867
Secondary residences ²	6,952	35,231	29,831
Women	307,163	284,532	294,741
Men	307,436	267,215	274,126
Inhabitants with migration background (%)	45.4	37.2	.
Foreigners (%)	25.7	23.8	20.0
Inhabitants per square kilometre	2,964	2,661	2,744
Total households	327,208	295,550	301,314 ³
of which one-person households (%)	51.7	48.4	47.2
Influx	48,912	40,439	53,360
Outward migration	50,011	40,075	46,615
Births	6,613	5,381	6,128
Deaths	5,280	5,559	6,213

¹ Source: Stuttgart Statistics Office, population statistics

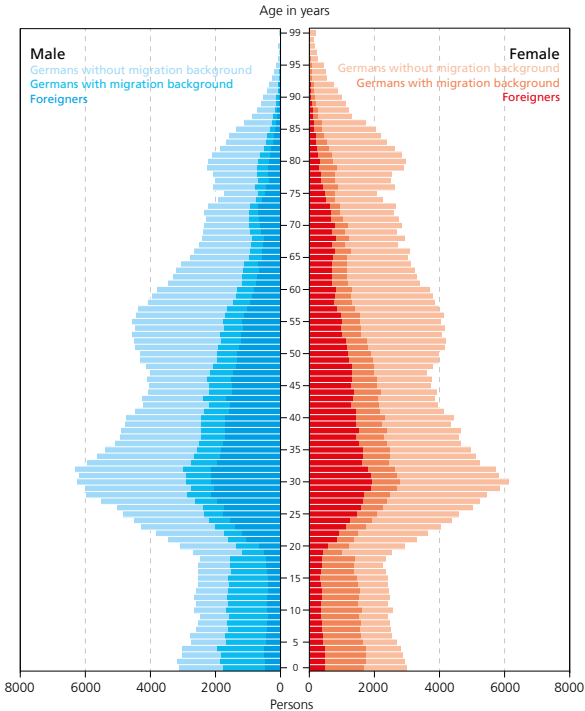
² Since 1.1.2011 tax on secondary residence.

³ 1992.

Population

Age structure

Population in Stuttgart on December 31, 2019
according to age, gender and migration background



Age structure

	2019	1990
Total population	614,599	568,867
Share in %		
Younger than 15 years	13.1	12.7
15 to under 18 years	2.4	2.6
18 to under 25 years	8.5	10.6
25 to under 35 years	18.4	17.9
35 to under 65 years	39.7	39.8
65 years and older	18.0	16.4

Foreigners in Stuttgart (as of 31.12.2019)

Nationality	Number	Nationality	Number
Albania	521	Algeria	342
Austria	2,671	Cameroon	362
Bosnia and Herzegovina	5,041	Egypt	783
Bulgaria	2,997	Eritrea	795
Croatia	15,124	Ghana	540
Czech Republic ¹	703	Morocco	400
France	3,212	Nigeria	922
Greece	13,396	Tunisia	674
Hungary	2,717	Rest of Africa	1,947
Italy	13,837	Africa total	6,765
Kosovo	3,448		
Lithuania	419	Afghanistan	2,080
Macedonia	1,398	China	3,276
Montenegro	384	Georgia	616
Netherlands	694	India	3,937
Poland	4,103	Iran	1,136
Portugal	4,041	Iraq	3,026
Romania	6,299	Japan	886
Russian Federation ²	2,484	Jordan	244
Serbia ³	5,566	Kazakhstan	233
Slovakia	987	Korea, Republic of	616
Slovenia	976	Lebanon	233
Spain	3,195	Pakistan	844
Switzerland	489	Philippines	319
Turkey	17,884	Sri Lanka	610
Ukraine	1,968	Syria	4,755
United Kingdom	993	Thailand	584
Other European countries	2,585	Vietnam	851
Total Europe	117,697	Rest of Asien	1,892
		Total Asia	26,138
Brazil	963	Australia/Oceania	249
Canada	265		
Columbia	410		
Mexico	416	Foreigners total	157,886
USA	1,644		
Rest of the Americas	1,034		
Total Americas	4,732		

¹ Incl. former Czechoslovakia.

² Incl. former Soviet Union.

³ Incl. former Serbia with Kosovo, Serbia and Montenegro and Yugoslavia.

City and regional comparison

City population comparison (as of 31.12.2018)

City	Population ¹	Foreigners (%)
Berlin	3,644,826	21.8
Hamburg	1,841,179	23.0
Munich	1,471,508	21.1
Cologne	1,085,664	21.4
Frankfurt am Main	753,056	30.3
Stuttgart	634,830	25.6
Düsseldorf	619,294	26.3
Leipzig	587,857	9.3
Dortmund	587,010	19.4
Essen	583,109	18.0
Bremen	569,352	19.1
Dresden	554,649	8.2
Hanover	538,068	20.7
Nuremberg	518,365	25.4
Duisburg	498,590	22.9

¹ Official population.

Source: State Statistics Offices

Regional comparison of population (as of 31.12.2019)

Urban/rural district	Population ¹	Foreigners (%)
Stuttgart	635,911	24.9
Böblingen	392,807	18.6
Esslingen	535,024	17.6
Göppingen	258,145	16.9
Ludwigsburg	545,423	18.1
Rems-Murr	427,248	16.2
Stuttgart Region	2,794,558	19.3

¹ Official population.

Source: State Statistics Office Baden-Württemberg

Economy and labour market

Key indicators

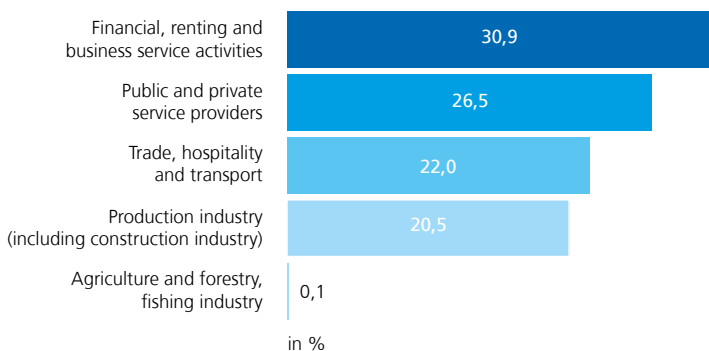
Gross domestic product 2017 (million EUR)	53,066
Average annual growth rate 2000 to 2017 ¹ (%)	3.2
People in gainful employment 2018 (at place of work)	541,500
Average annual increase 2000 to 2018 (%)	0.7
Employed persons subject to social insurance contributions (30.06.2019)	426,014
Gross domestic product per employed person 2017 (EUR)	101,246
Number of unemployed persons 2019	14,401
Unemployment rate, annual average 2019 ² (%)	4.1
Commuters to Stuttgart 2019 ³	257,924
Commuters from Stuttgart 2019 ³	97,310

¹ Not adjusted for inflation.

² Related to the civilian labour force.

³ Employed persons subject to social insurance contributions (June 2019).

Employed persons subject to social insurance contributions (30.06.2019)



Manufacturing industry¹

	2019	1999
Companies	142	278
Employees	77,112	87,898
Turnover (million EUR)	33,411	14,761
Export rate (%)	.	43

¹ Only comparable to a limited extent due to changeover of industries; generally companies with more than 20 employees.

Economy and labour market

Largest employers in Stuttgart

	Workforce (2019)	Industry
Daimler AG ¹	42,000	Automotive manufacturer
Baden-Württemberg state government	37,500	Public administration
Bosch Group	37,000	Electrical industry
Municipal Administration Stuttgart ²	14,500	Public administration
Dr. Ing. h. c. F. Porsche AG	14,000	Automotive manufacturer
Universities (Stuttgart and Hohenheim)	11,300	Science
Landesbank Baden-Württemberg	7,000	Credit industry
MAHLE Group	4,700	Automotive supplier
Allianz Deutschland AG ³	4,200	Insurances
EnBW Energie Baden-Württemberg AG	3,900	Energy industry
Stuttgarter Straßenbahnen AG	3,100	Transport industry
Marienhospital Stuttgart	2,400	Health sector
Wüstenrot & Württembergische Gruppe	2,300	Finance service
Robert-Bosch-Krankenhaus	2,100	Health sector
DEKRA	2,000	Technical services
Siemens AG	2,000	Electrical industry

¹ Number of employees for the Stuttgart region. ² Incl. hospitals and other public undertakings.

³ Without employees of smaller affiliates of Allianz Group (some 600 employees).

Main construction industry

	2019	1999
Total businesses	225	269
Employees	5,762	6,870
Turnover (million EUR)	1,901	1,707

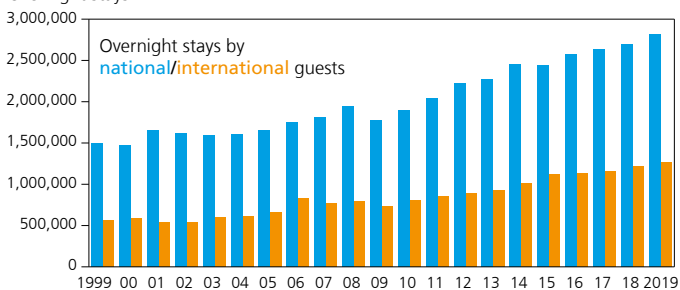
Accommodation industry¹

	2019	1999
Beds (July)	21,451	13,574
Guests	2,180,338	1,113,729
Overnight stays	4,086,683	2,062,850
of these from abroad	1,268,904	561,859
Occupancy (%)	50.7	40.8

¹ Including campsites.

Development of accomodation

Overnight stays



Source: State Statistics Office Baden-Württemberg, accommodation statistics

Economy and labour market

Exhibitions und fairs 2019

	Net space (m²)	Exhibitors	Visitors ¹
CMT - The Holiday Exhibition	81,061	2,226	263,448
LogiMat	65,089	1,625	61,742
Retro Classics	61,242	868	82,112
Autumn trade fairs Stuttgart (Animal; Mineralien Fossilien Schmuck; Familie & Heim; Kreativ; Eat & Style; Modell & Technik; Morgenmacher Festival; veggie & frei von; Spielemesse)	37,551	1,118	145,383
südback	33,206	708	37,504
Spring fairs (Markt des guten Geschmacks; Fair Handeln; Mineralien Fossilien Schmuck; GARTEN; Kreativ; i-Mobility; Haus, Holz, Energie; Baby- Welt; Yoga World; Dance World Stuttgart)	27,681	995	92,307
eltefa	21,228	484	22,489
GARTEN outdoor ambiente	5,562	132	35,102
INTERGEO	18,805	662	20,038

¹ The number of visitors is determined by the number of admissions (electronic visitor entry system or other registration).

Source: The Society for Voluntary Control of Trade Fair and Exhibition Statistics

Health and social affairs

	2017	2000	1990
Hospitals	22	22	34
Registered beds	4,961	5,704	6,268
Children's day care centres ¹	2019	2012	2000
Places for 100 children ² aged			
0 to 3 years (nursery)	42.7	28.2	7.9
3 years to school entrance (kindergarten)	106.6	101.0	101.0
6 to 12 years (after-school care)	8.9	19.0	10.4
	2017	2007	1999
Foster homes (residential)	71	55	45
Beds (fully residential)	5,255	4,692	4,267
Beds (partly residential)	277	272	176
	2019	2012	2005
Recipients of unemployment benefit II (SGB II)	27,703	26,762	28,555
Recipients of income support (SGB II)	10,653	10,214	10,523
Recipients of social assistance/ basic income (SGB XII)	8,127	6,930	5,248

¹ 15.3. ² Coverage (in %)

Crime rate

	2019	2000	1990
Registered crimes	54,347	53,077	62,555
Resolved crimes (%)	59.9	62.8	57.0
Total suspects	23,052	23,241	22,050

Culture and sport

Staatstheater Stuttgart (season 2018/2019)

Visitors	417,086
----------	---------

City library and district libraries

Visitors (2019)	3,568,439
Media inventory (2019)	1,147,431
Loans (2019)	5,992,704

Bookstores (2019)

Publishers (2019)	62
Title production (first editions 2019)	71
	4,320

Museums and museum-like institutions (2019)

Visitors (2019)	41
Among them	2,832,978
Mercedes-Benz Museum	850,954
Porsche-Museum	447,271
Staatsgalerie	295,141
Stuttgart State Museum of Natural History	247,736
Württemberg State Museum	201,578
Kunstmuseum Stuttgart	180,400
Turnforum rail project Stuttgart-Ulm	120,000
Haus der Geschichte Baden-Württemberg	71,500
Linden-Museum	71,327
Haus des Waldes	39,050

Planetarium

Visitors of planetarium shows (2019)	117,032
--------------------------------------	---------

Zoological botanical garden Wilhelma

Visitors (2019)	1,677,000
-----------------	-----------

Mercedes-Benz Arena

Visitors (2019)	1,015,323
-----------------	-----------

Sports clubs (under the umbrella of State Sport Association Württ.)

Members (2019)	287
	209,971

Education

General education schools (public and private)

Primary schools¹	84
Students	19,471
Technical/lower secondary schools	17
Students	2,456
Secondary schools	25
Students	8,800
Grammar schools	32
Students	19,853
Comprehensive schools – secondary level I und II	8
Students	2,179
Special needs education and counselling centres	29
Students	2,716
Free Waldorf schools	4
Students	2,672
Second chance learning	4
Students	512

As of: school year 2018/2019

¹ Including Primary schools with a community school

Universities and colleges (public and private)

Universities and colleges	18
Students	61,969
University of Stuttgart	25,025
University of Hohenheim	8,850
Baden-Württemberg Cooperative State University ¹ (DHBW)	7,463
State Academy of the Fine Arts Stuttgart	891
State University of Music and the Performing Arts Stuttgart	791
Stuttgart Media University	5,003
Hochschule für Technik Stuttgart	3,791
Freie Hochschule Stuttgart – Seminar for Waldorf Pedagogy	310
Merz Akademie – University of Applied Art, Design and Media, Stuttgart	211
University of Communication and Design	99
AKAD ² University (correspondence course)	5,098
Catholic University Freiburg, Stuttgart campus	63
Württemberg Academy for Administration and Business Management (VWA)	390
media Academy – University of Stuttgart	109
Hochschule Macromedia	528
International School of Management	191
Internationaler Bund	269
FOM Hochschulzentrum	2,887

As of: winter term 2018/2019

¹ Excluding Horb campus.

² AKAD University of Stuttgart.

Housing market

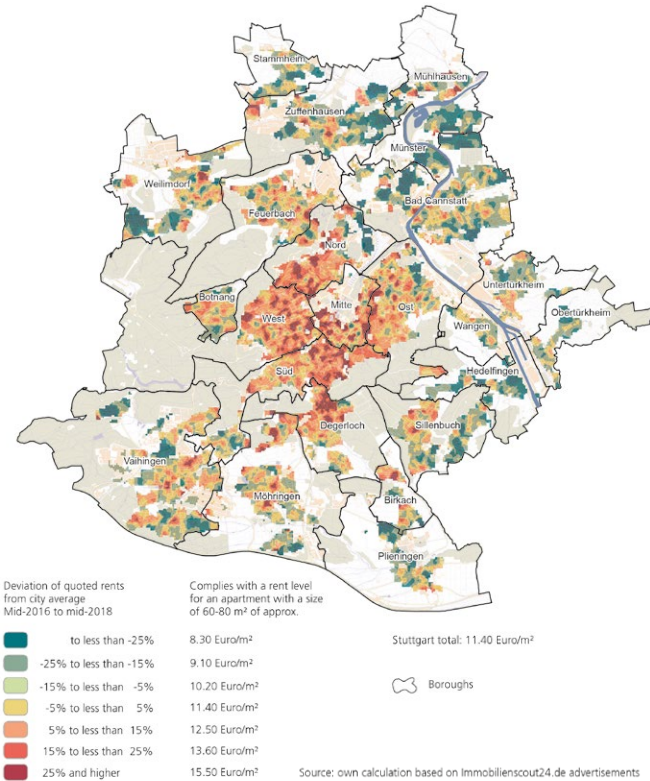
Building and housing stock

	2019	1990
Residential buildings	75,196	67,424
Apartments	314,911	268,629
Living space per resident (m ²)	39.9	34.8
Resident per apartment	1.96	2.12

Construction activity

	2019	1990
Completed apartments	1,486	2,026
Share of newly built family homes (%)	32	43
Average size of a new apartment (m ²)	88	75

Level of offered prices of rented apartments in Stuttgart 2016 to 2018



Traffic

Transport network (km)	2019	2000	1990
Roads	1,452	1,441	1,387
City railway network (length of tracks)	263	244	244
Suburban railway network (S-Bahn)	215	171	150

Vehicles

Total vehicles ¹	351,220	342,441	298,756
Total passenger cars	302,721	301,530	269,060
Passenger cars per 1,000 residents	493	547	449

¹ Only registered vehicles without temporary immobilisation/decommissioning.

Airport

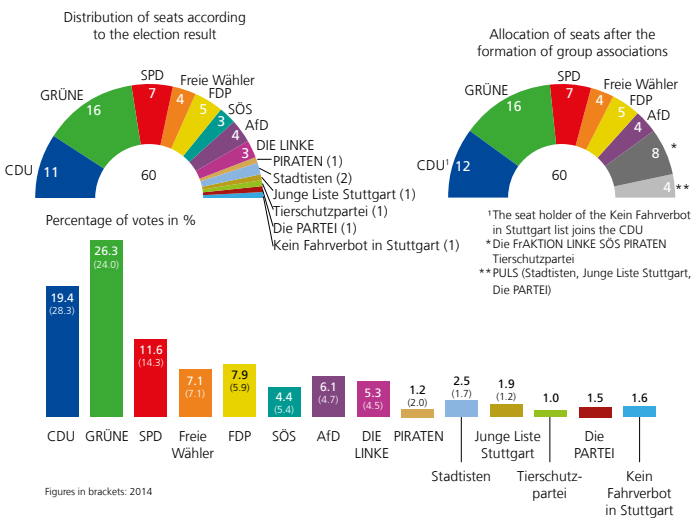
Passengers	12,731,670	8,070,082	4,401,773
Mail and air cargo handling (t)	33,123	37,658	31,250
Nonstop destinations	142	109	33

Port

Length (km)	4.9	5.6	5.6
Sea freight handling (t)	1,166,236	1,659,107	1,601,952
Rail freight handling (t)	2,175,918	1,521,792	1,829,361

Municipal council

Results of the municipal election on May 26, 2019



Figures in brackets: 2014

Finances/City Administration

Municipal budget

Receipts (billion EUR)	3.45
of which taxes (billion EUR)	1.40
Personnel and pension payments (billion EUR)	0.71
Investments (billion EUR)	0.35
Debts (billion EUR)	0.00
Debts per capita (EUR)	0.17

Stand: 31.12.2019

City Staff¹

Total staff	20,735
Full-time staff	12,765
in % of all employees	61.6
Core administration	7,140
Public undertakings	1,680
Klinikum	3,955
Part-time employees	7,970
in % of all employees	38.4
Core administration	4,720
Public undertakings	705
Klinikum	2,540

¹Including officials, as of: 30.06.2018.

Mayor and Deputy Mayors



Mayor
Dr. Frank Nopper



First Deputy Mayor
Dr. Fabian Mayer
General Administration,
Culture and Law



Deputy Mayor
Dirk Thürnau
Engineering



Deputy Mayor
Dr. Clemens Maier
Public Safety, Order
and Sport



Deputy Mayor
Isabel Fezer
Youth and Education



Deputy Mayor
Dr. Alexandra Sussmann
Social Integration and
Social Affairs



Deputy Mayor
Peter Pätzold
Urban Design and
Environment



Deputy Mayor
Thomas Fuhrmann
Economic Affairs, Finance
and Public Undertakings

Town twinning

Stuttgart is twinned with 10 cities:

Since 1948



St. Helens,
England

Since 1955



Cardiff,
Wales

Since 1960



St. Louis,
USA

Since 1962



Straßbourg,
France

Since 1968



Mumbai (Bombay),
India

Since 1971



Menzel Bourguiba,
Tunisia

Since 1979




Cairo,
Egypt

Since 1988



Lodz,
Poland

Since 1989



Brno,
Czech Republic

Since 1992



Samara,
Russia

Chronology of events – Stuttgart as it started

around 90 AD	Roman fort and settlement in Cannstatt
3rd to 6th century	Alemannic land seizure in the territory of Stuttgart today (Vaihingen, Möhringen, Plieningen)
6th to 8th century	Colonisation by the Franconians (for instance: Bergheim, Türkheim, Zuffenhausen, Zazenhausen, Mühlhausen)
926 to 948	Creation of the stud farm "Stutengarten" (thus the horse on the municipal coat of arms)
13th century	Stuttgart receives civic rights and is first mentioned in a record.
14th century	Stuttgart becomes the ancestral home of the Counts of Württemberg.
1746 to 1797	Construction of the New Castle which is the residency of the Württemberg kings until 1918
1773	Development of a mineral spring in Cannstatt
1805	The Duke Friedrich II. of Württemberg is declared king by Napoleon. Stuttgart becomes the capital of the Kingdom of Württemberg.
1818	Set-up of the agricultural teaching, experimental and model institute in Hohenheim (since 1967 University of Hohenheim)
1829	Foundation of the "Vereinigte Kunst-, Real- und Gewerbeschule" (1890 Technical University, 1967 University of Stuttgart)
1845	The first Württemberg railway train travels from Cannstatt to Esslingen. Later on the railway network is focussed on Stuttgart. Trade is boosted and industrialisation gains momentum.
1885	A Daimler vehicle makes its first journey.
1920	For a short period Stuttgart becomes imperial capital.
1935	In Zuffenhausen, Ferdinand Porsche creates the legendary Volkswagen.
1944	Destruction of Stuttgart city centre by several air raids.
1952	Stuttgart becomes the capital of the state of Baden-Württemberg.
1983	Opening of Hanns-Martin-Schleyer-Halle
1984	Opening of Neue Staatsgalerie

Chronology of events – Stuttgart today

- 1986** European Athletics Championships
- 1991** Opening of Hegelhaus and Cultural and Congress Centre Liederhalle
- 1993** International horticultural show IGA Stuttgart/Expo '93
- 1993** 4th IAAF World Championships in Athletics
- 1994** Public presentation of concept sketches for the Stuttgart 21 project. Behind the central station, where today are the rail tracks of Deutsche Bahn, a new urban life should be made possible over more than 100 hectares.
- 1995** Opening of the musical theatre with "Miss Saigon" and a casino in Stuttgart-Möhringen
- 1995** Opening of the new runway at Stuttgart airport
- 1995** 150th Cannstatter Volksfest
- 1996** Opening of the new State University of Music and the Performing Arts Stuttgart
- 1997** Opening of the second musical theatre in Stuttgart-Möhringen with "Beauty and the Beast"
- 1998** Reorganisation of the public-law bank structure: On 1 January 1999, the new Landesbank Baden-Württemberg goes into operation after the merger of Landesgirokasse, L-Bank and SüdwestLB.
- 1999** Stuttgart experiences its largest run of visitors to date. In August a myriad of people celebrate a total eclipse of the sun.
- 2000** Opening of the Amazon House in the zoological-botanical garden Wilhelma
- 2001** Representatives of the Federal Government, Deutsche Bahn, as well as of the state governments of Baden-Württemberg and Bavaria agree to realise the Stuttgart 21 project, calculated at eight billion DM.
- 2002** The 50th anniversary of the state of Baden-Württemberg is duly celebrated in the state capital.
- 2003** The steering committee Neue Messe gives the go-ahead for the realisation of the major project on the Filder site.
- 2004** The completion of the rebuild period of one and a half years of the Stuttgart Town Hall, renovated for 27 million Euros, is celebrated with an open house day.

Chronology of events – Stuttgart today

- 2005** 2005 Relocation of the Städtische Galerie to the new building (glass cube) at Kleiner Schloßplatz and renamed Kunstmuseum Stuttgart. The worldwide most important collection of works by the artist Otto Dix.
- 2006** Opening of the new Mercedes-Benz Museum in Untertürkheim
- 2006** FIFA World Cup. The modernised Gottlieb-Daimler-Stadion is the venue of six World Cup matches.
- 2007** VfB Stuttgart wins the fifth championship title. This is celebrated in the city centre by more than 250,000 football fans.
- 2008** On 29 June, more than 100,000 people watch the UEFA EURO Final Germany vs. Spain at Schloßplatz and on streets of the city centre.
- 2009** Opening of the Porsche Museum in Zuffenhausen
- 2010** Start of construction of the Stuttgart 21 railway project (February)
- Large-scale demonstrations against the Stuttgart 21 railway project. In October and November eight mediation talks with supporters and opponents of the project take place in the town hall, led by the mediator Heiner Geißler.
- 2011** On 27 November, Stuttgart 21 referendum. Baden-Württemberg voted and opposed clearly the state government's withdrawal from financing of S 21.
- 2012** Stuttgart elects Fritz Kuhn as the first Green Party Mayor of a German state capital.
- 2013** After 16 years as Mayor, Dr. Wolfgang Schuster was bid farewell from his office. In the Liederhalle he is awarded the honorary citizen certificate and the honorary title of Professor by Minister-President Kretschmann.
- 2013** Large citizens' festival with 500,000 visitors celebrating the anniversary of German unification
- 2014** Official start of construction work at the tunnel descending the Alb of the Stuttgart-Ulm railway project on 23 June. Gerlinde Kretschmann, wife of the Minister-President, led the symbolic launching ceremony of the tunnel.
- 2014** Opening of the shopping centres "Gerber" and "Milaneo" (September/October). "Gerber" in the south of Stuttgart's city has 86 shops and 25,000 m² shopping space; with its sales area of 43,000 m², "Milaneo" in the new European Quarter is the largest shopping centre in South West Germany.

Chronology of events – Stuttgart today

- 2015** On 3 June, opening of the 35th German Protestant Church Congress in the Stuttgart city centre. For five days, hundreds of thousands of people celebrate a festival of faith under the motto "That we may become wise".
- 2016** Reopening of the Stuttgart TV Tower after extensive upgrading of fire protection measures
- 2016** German Choral Festival under the motto "Stuttgart is all ears!". Tens of thousands of choir singers from all over the world make the city their platform.
- 2017** Large state exhibition "The Swabians - Between Myth and Brand". The exhibition presents clichés and contradictories about the Swabian term in the State Museum Stuttgart. Regarding almost 2,000 years of cultural history the change of the most diverse Swabian images becomes recognizable, which is continuing until today.
- 2017** From 14 to 16 July, 2017 the regional church music festival of the Evangelical Church of Württemberg takes place in Stuttgart under the motto "... there sounds freedom". In addition to numerous workshops and top-class concerts the Regional Children's Choir Day with "Luther sounds great!" was another highlight of the festival to celebrate the 500th anniversary of reformation.



Chronology of events – Stuttgart today

- 2018** 60 years of Hafen Stuttgart: Celebrating its 60th anniversary Hafen Stuttgart GmbH invites visitors to explore the port operations and diverse business areas of the port companies.
- 2018** The 173rd Cannstatter Volksfest opens on 28 September 2018 – exactly 200 years after the first folk festival. Because of the 200th anniversary even two Wasen take place for a few days in the state capital: an unique historical edition of the folk festival with traditional rides runs on Schlossplatz until 3 October.
- 2019** The 49th Artistic Gymnastics World Championships take place from 4 to 13 October, 2019 in Stuttgart. These are the third title fights in the city after 1989 and 2007. With up to 15,500 spectators the Hanns-Martin-Schleyer-Halle was again the venue of this event.
- 2020** The Cannstatter Volksfest on the Wasen does not take place due to the Corona pandemic.
- 2020** Dr. Frank Nopper was elected as mayor of Stuttgart.

Sources: Merian Stuttgart, issue 1/1992; Borst: Stuttgart 1986; Baedekers travel guide Stuttgart, 1991; Chronicles of the City of Stuttgart 1999 - 2009 and 2013 - 2019; city archive.



Monthlies



Rent Index



Yearbooks



Reports of the election



Analyses



Surveys



Available for order via:

Phone: +49(0)711 216-98587

Telefax: +49(0)711 216-98570

E-Mail: poststelle.12@stuttgart.de

Internet: www.stuttgart.de/statistik

On our website you will find information on the following topics:

**Stuttgart facts &
figures**

Boroughs

Surveys

Rent index

Interactive maps

Monitoring

**Information system
KOMUNIS**

Free download of all publications since 1995:

STUTTGART



 Menü 

Statistik

Informationssystem KOMUNIS

Die Daten des Statistischen Amtes sind von Bedeutung – ob es nun um Fragestellungen zu Gesellschaft, Politik oder Wirtschaft geht. Die Zahlen liefern zuverlässige Erkenntnisse und Prognosen. Viele Veröffentlichungen der letzten Jahre sind in Druckform und zum Download verfügbar.



The city of Stuttgart's newsletters provide you with regular information on Job offers, business development agency or actions of the municipal winery. Just sign up for one or more newsletters.

